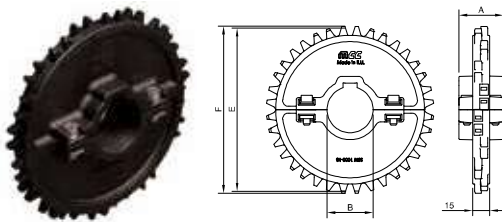


Assembly	Belt Type	Code Number*	Temperature range °C		Working Load (max.) N/m (21°C)	Weight kg/m ²	Backflex Radius (min.) mm
			Dry	Wet			
XLG-Acetal with PBT Pins							
Double Positrack	LBPDP 1000 XLG	874.47.xx	4 to 80	4 to 65	19400	5.40	25

* In code numbers xx corresponds with the belt width (A), starting with 11 for 170 mm, 12 for 255 mm and so on with 85 mm increments up to 6120 mm; see also page 211.

Split Sprockets Wide Hub

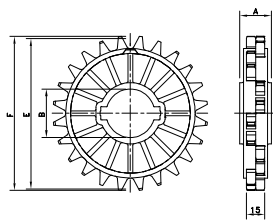


Sprocket Type	Code Number	Number of Teeth	Bore	Pitch Diameter	Outside Diameter	Hub Width
			B mm/inch	E mm	F mm	A mm
Round Bores						
SSW 1000 16-30	899.06.17	16	30 mm	130.2	130.6	39
SSW 1000 16-35	899.06.10	16	35 mm			
SSW 1000 16-40	899.06.11	16	40 mm			
SSW 1000 18-30	899.08.17	18	30 mm	146.3	146.8	
SSW 1000 18-35	899.08.10	18	35 mm			
SSW 1000 18-40	899.08.11	18	40 mm			
SSW 1000 20-30	899.09.17	20	30 mm	162.4	163.1	
SSW 1000 20-35	899.09.10	20	35 mm			
SSW 1000 20-40	899.09.11	20	40 mm			
SSW 1000 16-1½	899.06.31	16	1.5"	130.2	130.6	
SSW 1000 18-1½	899.08.31	18	1.5"	146.3	146.8	
SSW 1000 20-1½	899.09.31	20	1.5"	162.4	163.1	
Square Bores						
SSW 1000 16-40x40	899.06.21	16	40 mm	130.2	130.6	39
SSW 1000 18-40x40	899.08.21	18	40 mm	146.3	146.8	
SSW 1000 20-40x40	899.09.21	20	40 mm	162.4	163.1	
SSW 1000 16-1½x1½	899.06.41	16	1.5"	130.2	130.6	
SSW 1000 18-1½x1½	899.08.41	18	1.5"	146.3	146.8	
SSW 1000 20-1½x1½	899.09.41	20	1.5"	162.4	163.1	

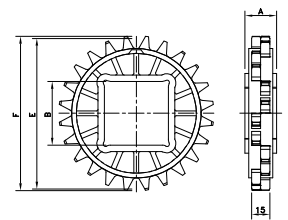
For wide hub sprockets with round bore one keyway is sufficient.

For humid, hot applications like pasteurizing, special sprockets are available; see next page.

Classic Sprockets



Classic Sprockets for Humid, Hot Applications like Pasteurizing



Sprocket Type	Code Number	Number of Teeth	Bore	Pitch Diameter	Outside Diameter	Hub Width
			B	E	F	A
			mm/inch	mm	mm	mm
Round Bores						
CS 1000 12-30	895.02.17	12	30 mm	98.1	96.5	20
CS 1000 12-40	895.02.11	12	40 mm			
CS 1000 12-50	895.02.12	12	50 mm			
CS 1000 18-30	895.08.17	18	30 mm	146.3	145.9	
CS 1000 18-35	895.08.10	18	35 mm			
CS 1000 18-40	895.08.11	18	40 mm			
CS 1000 18-45	895.08.15	18	45 mm			
CS 1000 18-50	895.08.12	18	50 mm	162.4	161.7	30
CS 1000 18-65	895.08.13	18	65 mm			
CS 1000 20-35	895.09.10	20	35 mm			
CS 1000 20-40	895.09.11	20	40 mm	98.1	96.5	20
CS 1000 20-50	895.09.12	20	50 mm			
CS 1000 12-1	895.02.46	12	1.0"	146.3	145.9	
CS 1000 18-1	895.08.46	18	1.0"			
CS 1000 18-1½	895.08.41	18	1.5"			
CS 1000 18-2	895.08.42	18	2.0"	162.4	161.7	
CS 1000 20-1	895.09.46	20	1.0"			
CS 1000 20-1½	895.09.41	20	1.5"			
Square Bores						
CS 1000 18-40x40	895.08.21	18	40 mm	146.3	145.9	20
CS 1000 18-60x60	895.08.28	18	60 mm			30
CS 1000 18-65x65	895.08.23	18	65 mm			30
CS 1000 20-40x40	895.09.21	20	40 mm	162.4	161.7	20
CS 1000 20-60x60	895.09.28	20	60 mm			30
CS 1000 20-65x65	895.09.23	20	65 mm			30
CS 1000 12-1½x1½	895.02.51	12	1.5"	98.1	96.5	20
CS 1000 18-1½x1½	895.08.51	18	1.5"	146.3	145.9	
CS 1000 20-1½x1½	895.09.51	20	1.5"	162.4	161.7	
Classic Sprockets for Humid, Hot Applications like Pasteurizing						
Square Bores						
CS 1000 12-40x40 POM	893.02.21	12	40 mm	98.1	96.5	20
CS 1000 18-40x40 POM	893.08.21	18	40 mm	146.3	145.9	20
CS 1000 18-60x60 POM	893.08.28	18	60 mm			30
CS 1000 20-40x40 POM	893.09.21	20	40 mm	162.4	161.7	20
CS 1000 20-60x60 POM	893.09.28	20	60 mm			30